



16141 Runnymede Street
 Van Nuys, CA 91406-2913
 TEL: (818) 782-6793
 FAX: (818) 782-6485

CP05 PALM CONTROL



CP05 PALM CONTROL

The CP05 Palm Control steering knob is equipped with 3 rocker switches to provide six switches in total. Each switch is designed and programmed to operate specific secondary controls. The switches provide primary and residual operations. The primary operation is achieved by a smooth touch of the button. The residual operation is achieved by holding the button ON for about one second. The button may be held ON for a longer period, but this may have no effect on the operation of that function.

The CP05 rocker switches send coded signals through an AM frequency to the control box. The signals are read by the control box micro-computer and relay connections are made to operate the desired function. Three harness connect the vehicle's electrical to the CP05 control box.

The turn signals are automatically cancelled by an 8 second timer which is linked to the brake lights. If the brake lights are ON the timer resets and start after the brake lights go off.

CP05 OPERATION

Each switch can control two operations. The switch action is described as follows:

Primary Operation Press a switch, release quickly. The operation is initiated.

(Residual Operation) Press a switch and hold for more than one second or until the residual operation begins.

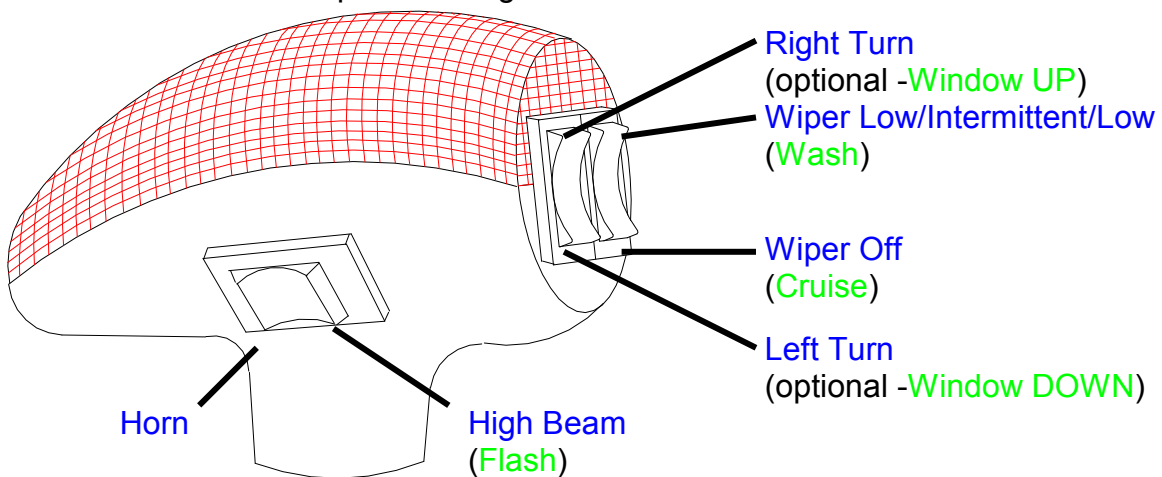
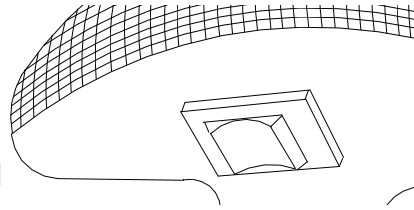


FIG. 1 CP05 Switch Operations
 Right Hand Version Shown

Function of CP05 Switches

Index Finger Switches:

Horn - press and hold for effect
Hi Beam – touch to toggle Hi Beam
Flash – (Hi Beam) press and hold for FLASH



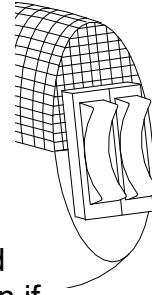
Thumb Switches

Primary Operation:

Left Turn – Hold once for Left Turn Signals
Right Turn – Hold once for Right Turn Signals

NOTE: Touch Left or Right to turn “OFF” or let the turn signal Timer turn off the signal. The turn signal timer is linked to the brake lamps. The turn signal lights will remain on if brakes are on. The timer will start again once the brake lights are off.

Wiper – Touch once to change to next wiper sequence;
Low – intermittent fast, Intermittent Medium, Intermittent Slow, back to Low
Wiper OFF – Touch once to turn wiper OFF



Residual Operation:

Cruise – (Wiper OFF) Hold for the wired cruise function.

Wash – (Wiper ON) Hold on for more the ½ second to operate the Wash

*Window UP– (Left Turn) - Hold on for to operate the driver’s window UP.

*Window DOWN – (Right Turn) (Left Turn) (Hi-Beam Toggle) - Hold on for to operate the driver’s window. The operation will toggle the UP then the DOWN.

*This option will entail the turn signals to operate by a quick touch not a HOLD

Specifics of the CP05

The CP05 Control Box receives signals from the Palm Control.

The CP05 control box discerns the signals by its micro-computer. The micro-computer reads the signal relative to the state of the function and processes the operation. This allows the CP05 to have more than six (6) functions from the 3 rocker switches. The function of each switch depends on the duration of time the rocker switch is depressed.

The Control Box is design with extra relays for domestic vehicles where the brake signal goes through the rear turn signals. Additional functions can be custom programmed into the CP05 to accommodate special needs (Such as Window Up/Down). Some operations may require additional relays depending on the power requirements of the operation (i.e. high amperage circuits or incorporating additional operations).